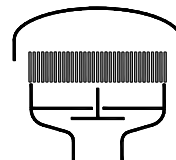


## Type sheet

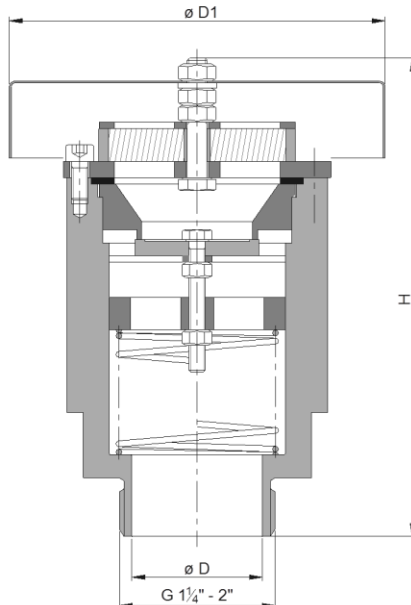
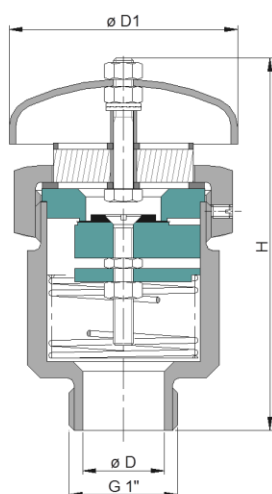
Deflagration proof vacuum relief valve  
**KITO® VS/cont. ...**



### Application

Explosion proof end-of-line vacuum relief valve for storage tanks, vessels and pipes to prevent inadmissible vacuum. Approved for flammable liquids of explosion group IIB3 (MESG)  $\geq 0.65$  mm. An maximum operating temperature of 60 °C must not be exceeded. Suitable also for portable tanks for the transport of flammable liquids.

### Dimensions (mm) and settings (mbar)



size	D	D1	H	kg	setting
G 1"	25	70	110	1	5 - 210
G 1 1/4"	32	115	145	3	
G 1 1/2"	40				
G 2"					

Weight refers to the standard design

### Design

	size G 1"	size G 1 1/4", G 1 1/2", G 2"
housing	stainless steel mat. no. 1.4571	
KITO®-flame arrester element	completely interchangeable	
KITO®-casing / KITO®-grid	stainless steel mat. no. 1.4571	
valve seat / valve pallet	PTFE	stainless steel mat. no. 1.4571
sealing	FEP	PTFE
compression spring	stainless steel mat. no. 1.4571	
weather hood	stainless steel mat. no. 1.4301	stainless steel mat. no. 1.4571
connection	threaded format	

### Example for order

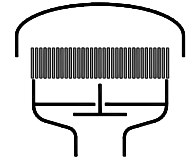
**KITO® VS/cont. 2"**

(design with threaded connection G 2")

**Type examination certificate to EN ISO 16852 and CE-marking in accordance to ATEX-Directive 2014/34/EU**

## Type sheet

Deflagration proof vacuum relief valve  
**KITO® VS/cont. ...**



### Performance curves

The flow capacity  $V$  refers to a density of air with  $\rho = 1.29 \text{ kg/m}^3$ . The flow capacity for gases with different densities can be calculated sufficiently accurate by the following approximation equation:

$$\dot{V}_{40\%} = \dot{V}_b \cdot \sqrt{\frac{\rho_b}{1.29}} \quad \text{or} \quad \dot{V}_b = \dot{V}_{40\%} \cdot \sqrt{\frac{1.29}{\rho_b}}$$

