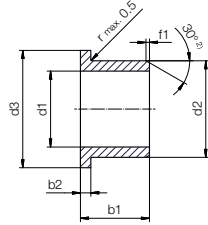


## Bearing technology | Plain bearing | iglidur® A350

### Flange bearing (form F)



<sup>2)</sup> Thickness < 0.6mm: Chamfer = 20°

#### Chamfer in relation to d1

d1 [mm]	Ø 1–6	Ø 6–12	Ø 12–30	Ø > 30
f1 [mm]	0.3	0.5	0.8	1.2

**i** Dimensions according to ISO 3547-1 and special dimensions




Order example: **A350FM-0507-05** – no minimum order quantity.

**A350** iglidur® material **F** Flange bearing **M** Metric **05** Inner Ø d1 **07** Outer Ø d2 **05** Total length b1

d1	d1	d2	d3	b1	b2	Part No.
[mm]	Tolerance <sup>3)</sup>	[mm]	d13 <sup>3)</sup>	h13	h13	
5.0		7.0	11.0	5.0	1.00	<b>A350FM-0507-05</b>
6.0	+0.010	8.0	12.0	4.0	1.00	<b>A350FM-0608-04</b>
6.0	+0.058	8.0	12.0	6.0	1.00	<b>A350FM-0608-06</b>
6.0		8.0	12.0	8.0	1.00	<b>A350FM-0608-08</b>
8.0		10.0	15.0	5.5	1.00	<b>A350FM-0810-05</b>
8.0		10.0	15.0	7.5	1.00	<b>A350FM-0810-07</b>
8.0		10.0	15.0	9.5	1.00	<b>A350FM-0810-09</b>
10.0		10.0	15.0	10.0	1.00	<b>A350FM-0810-10</b>
10.0	+0.013	12.0	18.0	7.0	1.00	<b>A350FM-1012-07</b>
10.0	+0.071	12.0	18.0	9.0	1.00	<b>A350FM-1012-09</b>
10.0		12.0	18.0	10.0	1.00	<b>A350FM-1012-10</b>
10.0		12.0	18.0	12.0	1.00	<b>A350FM-1012-12</b>
10.0		12.0	18.0	17.0	1.00	<b>A350FM-1012-17</b>
12.0		14.0	20.0	7.0	1.00	<b>A350FM-1214-07</b>
12.0		14.0	20.0	9.0	1.00	<b>A350FM-1214-09</b>
12.0	+0.016	14.0	20.0	12.0	1.00	<b>A350FM-1214-12</b>
12.0	+0.086	14.0	20.0	17.0	1.00	<b>A350FM-1214-17</b>
14.0		16.0	22.0	12.0	1.00	<b>A350FM-1416-12</b>
14.0		16.0	22.0	17.0	1.00	<b>A350FM-1416-17</b>

d1	d1	d2	d3	b1	b2	Part No.
[mm]	Tolerance <sup>3)</sup>	[mm]	d13 <sup>3)</sup>	h13	h13	
15.0		17.0	23.0	9.0	1.00	<b>A350FM-1517-09</b>
15.0		17.0	23.0	12.0	1.00	<b>A350FM-1517-12</b>
15.0		17.0	23.0	17.0	1.00	<b>A350FM-1517-17</b>
16.0	+0.016	18.0	24.0	12.0	1.00	<b>A350FM-1618-12</b>
16.0	+0.086	18.0	24.0	17.0	1.00	<b>A350FM-1618-17</b>
18.0		20.0	26.0	12.0	1.00	<b>A350FM-1820-12</b>
18.0		20.0	26.0	17.0	1.00	<b>A350FM-1820-17</b>
20.0		23.0	30.0	11.5	1.50	<b>A350FM-2023-11</b>
20.0		23.0	30.0	16.5	1.50	<b>A350FM-2023-16</b>
20.0		23.0	30.0	21.5	1.50	<b>A350FM-2023-21</b>
25.0	+0.020	28.0	35.0	11.5	1.50	<b>A350FM-2528-11</b>
25.0	+0.104	28.0	35.0	16.5	1.50	<b>A350FM-2528-16</b>
25.0		28.0	35.0	21.5	1.50	<b>A350FM-2528-21</b>
30.0		34.0	42.0	16.0	2.00	<b>A350FM-3034-16</b>
30.0		34.0	42.0	26.0	2.00	<b>A350FM-3034-26</b>
35.0		39.0	47.0	16.0	2.00	<b>A350FM-3539-16</b>
35.0		39.0	47.0	26.0	2.00	<b>A350FM-3539-26</b>
40.0	+0.025	44.0	52.0	30.0	2.00	<b>A350FM-4044-30</b>
40.0	+0.125	44.0	52.0	40.0	2.00	<b>A350FM-4044-40</b>
45.0		50.0	58.0	50.0	2.00	<b>A350FM-4550-50</b>

<sup>3)</sup> After press-fit. *Testing methods, page 57*



## The media and temperature specialist in the food sector

Compliant with Regulation (EU) No. 10/2011 and FDA guidelines  
**iglidur® A500**



#### When to use it?

- When FDA compliance is required
- When a high chemical resistance is required
- Abrasion-resistant
- Temperature-resistant from -100°C to +250°C



#### When not to use?

- When the highest wear resistance is required  
*iglidur® X6, iglidur® Z*
- When no resistance to temperature or chemicals is required  
*iglidur® A180, iglidur® A200*
- When a cost-effective universal plain bearing is required  
*iglidur® G, iglidur® P*

# Bearing technology | Plain bearing | iglidur® A500



Ø  
4.0 – 50.0mm



Also available as:



Bar stock, round bar  
Page 681

## The media and temperature specialist in the food sector

### Compliant with Regulation (EU) No. 10/2011 and FDA guidelines



Bar stock, plate  
Page 683

Plain bearings made from iglidur® A500 can be exposed to extremely high temperatures and are suitable for direct contact with food (FDA-compliant).

- Compliant with Regulation (EU) No. 10/2011
- FDA-compliant
- Temperature-resistant from -100°C to +250°C
- High chemical resistance
- Lubrication-free
- Maintenance-free



tribo-tape liner  
Page 691

#### Typical application areas

- Food industry
- Beverage technology
- Medical technology



Piston rings  
Page 584



Two hole flange bearings  
Page 603



Moulded special parts  
Page 624



igubal® spherical balls  
Page 841

Descriptive technical specifications				
Wear resistance at +23°C	-	<div style="width: 100%; height: 10px; background-color: green;"></div>		+
Wear resistance at +90°C	-	<div style="width: 100%; height: 10px; background-color: green;"></div>		+
Wear resistance at +150°C	-	<div style="width: 100%; height: 10px; background-color: green;"></div>		+
Low coefficient of friction	-	<div style="width: 100%; height: 10px; background-color: green;"></div>		+
Low moisture absorption	-	<div style="width: 100%; height: 10px; background-color: green;"></div>		+
Wear resistance under water	-	<div style="width: 100%; height: 10px; background-color: green;"></div>		+
High media resistance	-	<div style="width: 100%; height: 10px; background-color: green;"></div>		+
Resistant to edge pressures	-	<div style="width: 100%; height: 10px; background-color: green;"></div>		+
Suitable for shock and impact loads	-	<div style="width: 100%; height: 10px; background-color: green;"></div>		+
Resistant to dirt	-	<div style="width: 100%; height: 10px; background-color: green;"></div>		+

Online product finder  
[www.igus.eu/iglidur-finder](http://www.igus.eu/iglidur-finder)

Online service life calculation  
[www.igus.eu/iglidur-expert](http://www.igus.eu/iglidur-expert)

## Technical data

General properties		Testing method	
Density	g/cm³	1.28	
Colour		brown	
Max. moisture absorption at +23°C and 50% r.h.	% weight	0.3	DIN 53495
Max. moisture absorption	% weight	0.5	
Coefficient of friction, dynamic, against steel	μ	0.26 – 0.41	
pv value, max. (dry)	MPa · m/s	0.28	
Mechanical properties			
Flexural modulus	MPa	3,600	DIN 53457
Flexural strength at +20°C	MPa	140	DIN 53452
Compressive strength	MPa	118	
Max. recommended surface pressure (+20°C)	MPa	120	
Shore D hardness		83	DIN 53505
Physical and thermal properties			
Max. application temperature long-term	°C	+250	
Max. application temperature short-term	°C	+300	
Min. application temperature	°C	-100	
Thermal conductivity	W/m · K	0.24	ASTM C 177
Coefficient of thermal expansion (at +23°C)	K <sup>-1</sup> · 10 <sup>-5</sup>	9	DIN 53752
Electrical properties			
Specific contact resistance	Ωcm	> 10 <sup>14</sup>	DIN IEC 93
Surface resistance	Ω	> 10 <sup>13</sup>	DIN 53482

Table 01: Material properties

Plain bearings made from iglidur® A500 can be used at high temperatures and are permitted for use in direct contact with food (FDA-compliant). They exhibit an exceptionally good chemical resistance and are suitable for heavy-duty use in and around machinery for the food industry. Though iglidur® A500 is a soft material, it possesses an excellent compressive strength even at high temperatures.

#### Moisture absorption

The moisture absorption of iglidur® A500 plain bearings is only 0.5% weight after saturation in water.

#### Vacuum

In vacuum, any present moisture is released as vapour. The use in vacuum is only possible to a limited extent.

#### Radiation resistance

Plain bearings made from iglidur® A500 are resistant up to a radiation intensity of 2 · 10<sup>6</sup>Gy.

#### Resistance to weathering

iglidur® A500 plain bearings are not resistant to weathering. The material properties are significantly affected. Discoloration occurs. Practical tests under real application conditions are strongly recommended.

#### Mechanical properties

With increasing temperatures, the compressive strength of iglidur® A500 plain bearings decreases. Diagram 02 shows this inverse relationship. The maximum recommended surface pressure is a mechanical material parameter. No conclusions regarding the tribological properties can be drawn from this.

Diagram 02 shows the maximum recommended surface pressure of the bearing as a function of the temperature. The combination of high stability and high flexibility acts very positively during vibrations and edge loads. As the wear of the plain bearing rapidly escalates from pressures of 10 to 20MPa, we recommend a particularly accurate testing of the application above these limits.

**Surface pressure, page 41**



-100°C up to +250°C



120MPa



## Permissible surface speeds

iglidur® A500 also permits high surface speeds due to the high temperature resistance. The coefficient of friction rises however by these high speeds leading to a higher heating up of the bearing. Tests show that plain bearings made from iglidur® A500 are more wear-resistant in pivoting movements, and the permitted pv values are also higher in pivoting applications.

### Surface speed, page 44

## Temperature

The iglidur® A500 plain bearings can be used in short-term temperatures up to +300°C. With increasing temperatures, the compressive strength of iglidur® A500 plain bearings decreases. Diagram 02 shows this inverse relationship. The temperatures prevailing in the bearing system also have an influence on the wear. For temperatures over +130°C an additional securing is required.

### Application temperatures, page 49

### Additional securing, page 49

## Friction and wear

The coefficient of friction is dependent on the load that acts on the bearing (diagrams 04 and 05).

### Coefficient of friction and surfaces, page 47

### Wear resistance, page 50

## Shaft materials

Diagram 06 shows results of testing different shaft materials with plain bearings made from iglidur® A500. The combination "iglidur® A500/hard-chromed shaft" clearly stands out in rotating application. Up to about 2.0MPa, the wear of this combination remains largely independent of load. In pivoting applications with Cf53 shafts, the wear resistance is better than in rotations under equal load. If the shaft material you plan on using is not shown in these test results, please contact us.

### Shaft materials, page 52

## Installation tolerances

iglidur® A500 plain bearings are standard bearings for shafts with h tolerance (recommended minimum h9). The bearings are designed for press-fit into a housing machined to a H7 tolerance. After being assembled into a nominal size housing, in standard cases the inner diameter automatically adjusts to the F10 tolerances. For particular dimensions the tolerance differs depending on the wall thickness (please see product range table).

### Testing methods, page 57

Chemicals	Resistance
Alcohols	+
Diluted acids	+
Diluted alkalines	+
Fuels	+
Greases, oils without additives	+
Hydrocarbons	+
Strong acids	+
Strong alkalines	+

All information given at room temperature [+20°C]

Table 02: Chemical resistance

Chemical table, page 1636

	Rotating	Oscillating	linear
long-term m/s	0.6	0.4	1.0
short-term m/s	1.0	0.7	2.0

Table 03: Maximum surface speeds

	Dry	Greases	Oil	Water
Coefficient of friction $\mu$	0.26 – 0.41	0.09	0.04	0.04

Table 04: Coefficient of friction against steel (Ra = 1  $\mu$ m, 50HRC)

Ø d1 [mm]	Housing		Plain bearing		Shaft	
	H7 [mm]	F10 [mm]	F10 [mm]	h9 [mm]	h9 [mm]	h9 [mm]
0 – 3	+0.000	+0.010	+0.006	+0.046	-0.025	+0.000
> 3 – 6	+0.000	+0.012	+0.010	+0.058	-0.030	+0.000
> 6 – 10	+0.000	+0.015	+0.013	+0.071	-0.036	+0.000
> 10 – 18	+0.000	+0.018	+0.016	+0.086	-0.043	+0.000
> 18 – 30	+0.000	+0.021	+0.020	+0.104	-0.052	+0.000
> 30 – 50	+0.000	+0.025	+0.025	+0.125	-0.062	+0.000
> 50 – 80	+0.000	+0.030	+0.030	+0.150	-0.074	+0.000
> 80 – 120	+0.000	+0.035	+0.036	+0.176	-0.087	+0.000
> 120 – 180	+0.000	+0.040	+0.043	+0.203	+0.000	+0.100

Table 05: Important tolerances for plain bearings according to ISO 3547-1 after press-fit

## Technical data

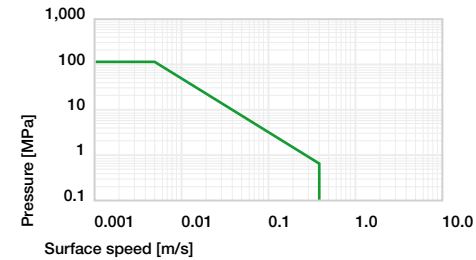


Diagram 01: Permissible pv values for iglidur® A500 plain bearings with a wall thickness of 1mm, dry operation against a steel shaft, at +20°C, mounted in a steel housing

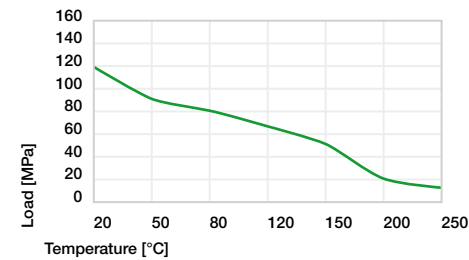


Diagram 02: Maximum recommended surface pressure as a function of temperature (120MPa at +20°C)

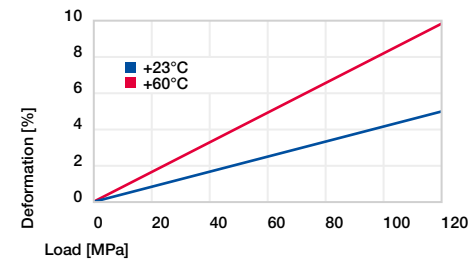


Diagram 03: Deformation under pressure and temperature

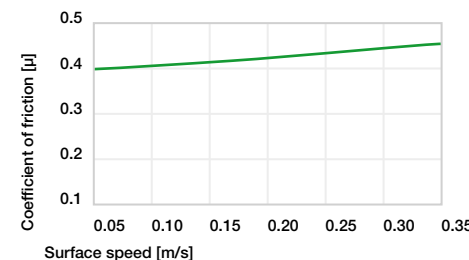


Diagram 04: Coefficient of friction as a function of the surface speed, p = 0.75MPa

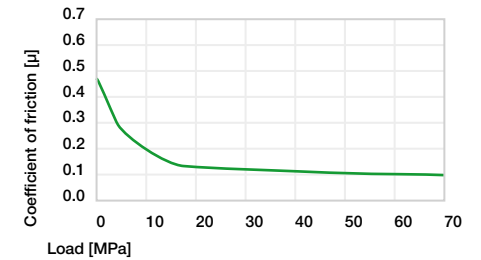


Diagram 05: Coefficient of friction as a function of the load, v = 0.01m/s

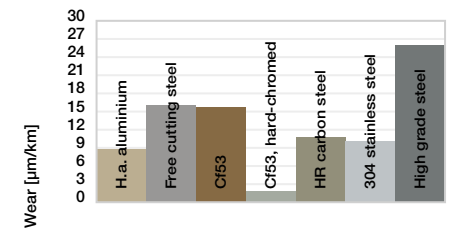


Diagram 06: Wear, rotating with different shaft materials, pressure, p = 1MPa, v = 0.3m/s

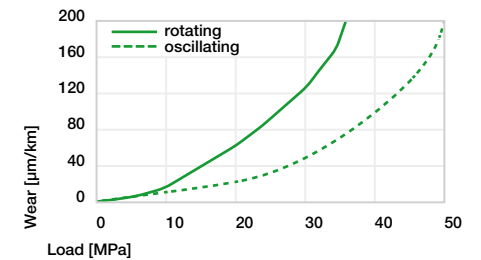
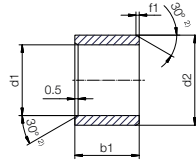


Diagram 07: Wear for oscillating and rotating applications with shaft material Cf53 hardened and ground steel, as a function of the load

Sleeve bearing (form S)



<sup>2)</sup> Thickness < 0.6mm: Chamfer = 20°

Chamfer in relation to d1

d1 [mm]	Ø 1-6	Ø 6-12	Ø 12-30	Ø > 30
f1 [mm]	0.3	0.5	0.8	1.2

**i** Dimensions according to ISO 3547-1 and special dimensions

**i** Order example: **A500SM-0405-04** – no minimum order quantity.  
**A500** iglidur® material **S** Sleeve bearing **M** Metric **04** Inner Ø d1 **05** Outer Ø d2 **04** Total length b1

d1	d1 Tolerance <sup>3)</sup>	d2	b1 h13	Part No.
[mm]		[mm]	[mm]	
4.0		5.5	4.0	A500SM-0405-04
4.0		5.5	6.0	A500SM-0405-06
5.0	+0.010	7.0	5.0	A500SM-0507-05
5.0	+0.058	7.0	10.0	A500SM-0507-10
6.0		8.0	6.0	A500SM-0608-06
6.0		8.0	8.0	A500SM-0608-08
6.0		8.0	10.0	A500SM-0608-10
8.0		10.0	6.0	A500SM-0810-06
8.0		10.0	8.0	A500SM-0810-08
8.0		10.0	10.0	A500SM-0810-10
8.0	+0.013	10.0	12.0	A500SM-0810-12
10.0	+0.071	12.0	8.0	A500SM-1012-08
10.0		12.0	10.0	A500SM-1012-10
10.0		12.0	12.0	A500SM-1012-12
10.0		12.0	15.0	A500SM-1012-15
10.0		12.0	20.0	A500SM-1012-20
12.0		14.0	10.0	A500SM-1214-10
12.0		14.0	12.0	A500SM-1214-12
12.0		14.0	15.0	A500SM-1214-15
12.0		14.0	20.0	A500SM-1214-20
12.0		15.0	15.0	A500SM-1215-15
13.0	+0.016	15.0	10.0	A500SM-1315-10
13.0	+0.086	15.0	20.0	A500SM-1315-20
14.0		16.0	15.0	A500SM-1416-15
14.0		16.0	16.0	A500SM-1416-16
14.0		16.0	20.0	A500SM-1416-20
14.0		16.0	25.0	A500SM-1416-25
15.0		17.0	15.0	A500SM-1517-15
15.0		17.0	20.0	A500SM-1517-20

d1	d1 Tolerance <sup>3)</sup>	d2	b1 h13	Part No.
[mm]		[mm]	[mm]	
15.0		17.0	25.0	A500SM-1517-25
16.0		18.0	15.0	A500SM-1618-15
16.0	+0.016	18.0	20.0	A500SM-1618-20
16.0	+0.086	18.0	25.0	A500SM-1618-25
18.0		20.0	15.0	A500SM-1820-15
18.0		20.0	20.0	A500SM-1820-20
18.0		20.0	25.0	A500SM-1820-25
20.0		23.0	10.0	A500SM-2023-10
20.0		23.0	15.0	A500SM-2023-15
20.0		23.0	20.0	A500SM-2023-20
20.0		23.0	25.0	A500SM-2023-25
20.0		23.0	30.0	A500SM-2023-30
22.0		25.0	15.0	A500SM-2225-15
22.0		25.0	20.0	A500SM-2225-20
22.0		25.0	25.0	A500SM-2225-25
22.0		25.0	30.0	A500SM-2225-30
24.0		27.0	15.0	A500SM-2427-15
24.0	+0.020	27.0	20.0	A500SM-2427-20
24.0	+0.104	27.0	25.0	A500SM-2427-25
24.0		27.0	30.0	A500SM-2427-30
25.0		28.0	15.0	A500SM-2528-15
25.0		28.0	20.0	A500SM-2528-20
25.0		28.0	25.0	A500SM-2528-25
25.0		28.0	30.0	A500SM-2528-30
28.0		32.0	20.0	A500SM-2832-20
28.0		32.0	25.0	A500SM-2832-25
28.0		32.0	30.0	A500SM-2832-30
30.0		34.0	20.0	A500SM-3034-20
30.0		34.0	25.0	A500SM-3034-25

<sup>3)</sup> After press-fit. Testing methods, page 57

Product range

d1	d1 Tolerance <sup>3)</sup>	d2	b1 h13	Part No.
[mm]		[mm]	[mm]	
30.0	+0.020	34.0	30.0	A500SM-3034-30
30.0	+0.104	34.0	40.0	A500SM-3034-40
32.0		36.0	20.0	A500SM-3236-20
32.0		36.0	30.0	A500SM-3236-30
32.0		36.0	40.0	A500SM-3236-40
35.0	+0.025	39.0	20.0	A500SM-3539-20
35.0	+0.125	39.0	30.0	A500SM-3539-30
35.0		39.0	40.0	A500SM-3539-40
35.0		39.0	50.0	A500SM-3539-50
40.0		44.0	20.0	A500SM-4044-20
40.0		44.0	30.0	A500SM-4044-30

<sup>3)</sup> After press-fit. Testing methods, page 57

d1	d1 Tolerance <sup>3)</sup>	d2	b1 h13	Part No.
[mm]		[mm]	[mm]	
40.0		44.0	40.0	A500SM-4044-40
40.0		44.0	50.0	A500SM-4044-50
45.0		50.0	20.0	A500SM-4550-20
45.0		50.0	30.0	A500SM-4550-30
45.0		50.0	40.0	A500SM-4550-40
45.0	+0.025	50.0	50.0	A500SM-4550-50
45.0	+0.125	50.0	50.0	A500SM-4550-50
50.0		55.0	20.0	A500SM-5055-20
50.0		55.0	30.0	A500SM-5055-30
50.0		55.0	40.0	A500SM-5055-40
50.0		55.0	50.0	A500SM-5055-50
50.0		55.0	60.0	A500SM-5055-60

**i** Available from stock  
 Detailed information about delivery time online.  
[www.igus.eu/24](http://www.igus.eu/24)

**i** Online ordering  
 Including delivery times, prices, online tools  
[www.igus.eu/A500](http://www.igus.eu/A500)

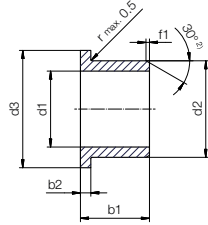
**i** Ordering note  
 Our prices are scaled according to order quantities, current prices can be found online.

Discount scaling		
1 – 9	50 – 99	500 – 999
10 – 24	100 – 199	1,000 – 2,499
25 – 49	200 – 499	2,500 – 4,999

No minimum order value.  
 No low-quantity surcharges.  
 Free shipping within Germany for orders above €150.

# Bearing technology | Plain bearing | iglidur® A500

## Flange bearing (form F)



<sup>2)</sup> Thickness < 0.6mm: Chamfer = 20°

### Chamfer in relation to d1

d1 [mm]	Ø 1–6	Ø 6–12	Ø 12–30	Ø > 30
f1 [mm]	0.3	0.5	0.8	1.2

**i** Dimensions according to ISO 3547-1 and special dimensions



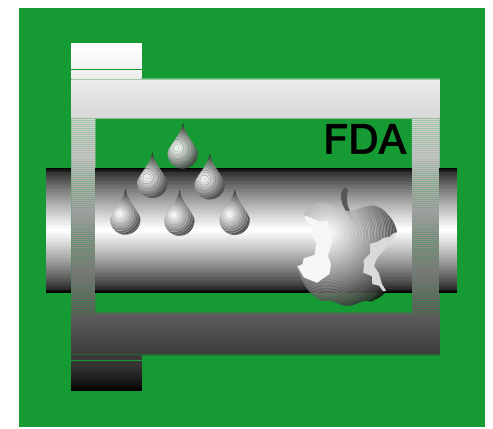
Order example: **A500FM-0405-04** – no minimum order quantity.

**A500** iglidur® material **F** Flange bearing **M** Metric **04** Inner Ø d1 **05** Outer Ø d2 **04** Total length b1

d1	d1	d2	d3	b1	b2	Part No.
[mm]	Tolerance <sup>3)</sup>	[mm]	d13 <sup>3)</sup>	h13	h13	
4.0		5.5	9.5	4.0	2.00	<b>A500FM-0405-04</b>
4.0		8.0	12.0	6.0	2.00	<b>A500FM-0408-06</b>
6.0	+0.010	8.0	12.0	4.0	1.00	<b>A500FM-0608-04</b>
6.0	+0.058	8.0	12.0	6.0	1.00	<b>A500FM-0608-06</b>
6.0		8.0	12.0	8.0	1.00	<b>A500FM-0608-08</b>
8.0		10.0	15.0	5.5	1.00	<b>A500FM-0810-05</b>
8.0		10.0	15.0	7.5	1.00	<b>A500FM-0810-07</b>
8.0		10.0	15.0	9.5	1.00	<b>A500FM-0810-09</b>
8.0		10.0	15.0	10.0	1.00	<b>A500FM-0810-10</b>
10.0	+0.013	12.0	18.0	7.0	1.00	<b>A500FM-1012-07</b>
10.0	+0.071	12.0	18.0	9.0	1.00	<b>A500FM-1012-09</b>
10.0		12.0	18.0	12.0	1.00	<b>A500FM-1012-12</b>
10.0		12.0	18.0	15.0	1.00	<b>A500FM-1012-15</b>
10.0		12.0	18.0	17.0	1.00	<b>A500FM-1012-17</b>
12.0		14.0	20.0	7.0	1.00	<b>A500FM-1214-07</b>
12.0		14.0	20.0	9.0	1.00	<b>A500FM-1214-09</b>
12.0		14.0	20.0	12.0	1.00	<b>A500FM-1214-12</b>
12.0		14.0	20.0	13.0	1.00	<b>A500FM-1214-13</b>
12.0	+0.016	14.0	20.0	15.0	1.00	<b>A500FM-1214-15</b>
12.0	+0.086	14.0	20.0	17.0	1.00	<b>A500FM-1214-17</b>
14.0		16.0	22.0	12.0	1.00	<b>A500FM-1416-12</b>
14.0		16.0	22.0	17.0	1.00	<b>A500FM-1416-17</b>
15.0		17.0	23.0	9.0	1.00	<b>A500FM-1517-09</b>

d1	d1	d2	d3	b1	b2	Part No.
[mm]	Tolerance <sup>3)</sup>	[mm]	d13 <sup>3)</sup>	h13	h13	
15.0		17.0	23.0	12.0	1.00	<b>A500FM-1517-12</b>
15.0		17.0	23.0	17.0	1.00	<b>A500FM-1517-17</b>
16.0		18.0	24.0	12.0	1.00	<b>A500FM-1618-12</b>
16.0	+0.016	18.0	24.0	17.0	1.00	<b>A500FM-1618-17</b>
18.0	+0.086	20.0	26.0	12.0	1.00	<b>A500FM-1820-12</b>
18.0		20.0	26.0	17.0	1.00	<b>A500FM-1820-17</b>
18.0		20.0	26.0	22.0	1.00	<b>A500FM-1820-22</b>
20.0		23.0	30.0	11.5	1.50	<b>A500FM-2023-11</b>
20.0		23.0	30.0	16.5	1.50	<b>A500FM-2023-16</b>
20.0		23.0	30.0	21.5	1.50	<b>A500FM-2023-21</b>
25.0		28.0	35.0	11.5	1.50	<b>A500FM-2528-11</b>
25.0	+0.020	28.0	35.0	16.5	1.50	<b>A500FM-2528-16</b>
25.0	+0.104	28.0	35.0	21.5	1.50	<b>A500FM-2528-21</b>
30.0		34.0	42.0	16.0	2.00	<b>A500FM-3034-16</b>
30.0		34.0	42.0	26.0	2.00	<b>A500FM-3034-26</b>
30.0		34.0	42.0	40.0	2.00	<b>A500FM-3034-40</b>
35.0		39.0	47.0	16.0	2.00	<b>A500FM-3539-16</b>
35.0		39.0	47.0	26.0	2.00	<b>A500FM-3539-26</b>
35.0	+0.025	39.0	47.0	40.0	2.00	<b>A500FM-3539-40</b>
40.0	+0.125	44.0	52.0	30.0	2.00	<b>A500FM-4044-30</b>
40.0		44.0	52.0	40.0	2.00	<b>A500FM-4044-40</b>
45.0		50.0	58.0	50.0	2.00	<b>A500FM-4550-50</b>

<sup>3)</sup> After press-fit. Testing methods, page 57



## The all-rounder for food FDA-compliant iglidur® A180



### When to use it?

- When the bearings have direct contact with food
- When FDA compliance is required
- When a low noise level is required
- When low moisture absorption is fundamental



### When not to use?

- When the maximum wear resistance is necessary  
*iglidur® J*
- When continuous operating temperatures are higher than +80°C  
*iglidur® A350, iglidur® A500*
- When a cost-effective universal plain bearing is required  
*iglidur® G, iglidur® P*